

Introductory sub-table (I)(a)

Name of the Company: B2B SOFTWARE TECHNOLOGIES LIMITED			
Scrip Code, Name of the scrip, class of security: 531268			
Quarter ended: 31ST DECEMBER 2014			
Partly paid-up shares:-			
	No. of partly paid-up shares	As a % of total no. of partly paid-up shares	As a % of total no. of shares of the company
Held by promoter/promoter group	0	#DIV/0!	#DIV/0!
Held by public	0	#DIV/0!	#DIV/0!
Total	0	#DIV/0!	#DIV/0!
Outstanding convertible securities:-			
	No. of outstanding securities	As a % of total no. of outstanding convertible securities	As a % of total no. of shares of the company, assuming full conversion of the convertible securities
Held by promoter/promoter group	0	#DIV/0!	#DIV/0!
Held by public	0	#DIV/0!	#DIV/0!
Total	0	#DIV/0!	#DIV/0!
Warrants:-			
	No. of warrants	As a % of total no. of warrants	As a % of total no. of shares of the company, assuming full conversion of warrants
Held by promoter/promoter group	0	#DIV/0!	#DIV/0!
Held by public	0	#DIV/0!	#DIV/0!
Total	0	#DIV/0!	#DIV/0!
Total paid-up capital of the company, assuming full conversion of warrants and convertible securities			

For **B2B SOFTWARE TECHNOLOGIES LIMITED**

EXECUTIVE DIRECTOR


Statement Showing Shareholding Pattern								
Category code	Category of Shareholder	Number of Shareholders	Table (I)(a)		Total shareholding as a percentage of total number of shares		Shares Pledged or otherwise encumbered	
			Total number of shares	Number of shares held in dematerialized form	As a percentage of(A+B) ¹	As a percentage of (A+B+C)	Number of shares	As a percentage
(I)	(II)	(III)	(IV)	(V)	(VI)	(VII)	(VIII)	(IX)= (VIII)/(IV)*100
(A)	Shareholding of Promoter and Promoter							
1	Indian							
(a)	Individuals/ Hindu Undivided Family	15	404450	36570	3.49	3.49	0	0.00
(b)	Central Government/ State Government(s)	0	0	0	0.00	0.00	0	#DIV/0!
(c)	Bodies Corporate	1	1511000	1511000	13.04	13.04	0	0.00
(d)	Financial Institutions/ Banks	0	0	0	0.00	0.00	0	#DIV/0!
(e)	Any Others(Specify)	0	0	0	0.00	0.00	0	#DIV/0!
(e-i)		0	0	0	0.00	0.00	0	#DIV/0!
(e-ii)		0	0	0	0.00	0.00	0	#DIV/0!
	Sub Total(A)(1)	16	1915450	1547570	16.53	16.53	0	0.00
2	Foreign							
a	Individuals (Non-Residents Individuals/ Foreign Individuals)	11	5449686	1630656	47.04	47.04	0	0.00
b	Bodies Corporate	2	1290900	0	11.14	11.14	0	0.00
c	Institutions	0	0	0	0.00	0.00	0	#DIV/0!
d	Qualified Foreign Investor	0	0	0	0.00	0.00	0	#DIV/0!
e	Any Others(Specify)	0	0	0	0.00	0.00	0	#DIV/0!
e-i		0	0	0	0.00	0.00	0	#DIV/0!
e-ii		0	0	0	0.00	0.00	0	#DIV/0!
	Sub Total(A)(2)	13	6740586	1630656	58.18	58.18	0	0.00

For ICS SOFTWARE TECHNOLOGIES LIMITED

EXECUTIVE DIRECTOR

	Total Shareholding of Promoter and Promoter Group (A)= (A)(1)+(A)(2)	29	8656036	3178226	74.72	74.72	0	0.00
(B)	Public shareholding							
1	Institutions							
(a)	Mutual Funds/ UTI	0	0	0	0.00	0.00	0	
(b)	Financial Institutions / Banks	0	0	0	0.00	0.00	0	
(c)	Central Government/ State Government(s)	0	0	0	0.00	0.00	0	
(d)	Venture Capital Funds	0	0	0	0.00	0.00	0	
(e)	Insurance Companies	0	0	0	0.00	0.00	0	
(f)	Foreign Institutional Investors	0	0	0	0.00	0.00	0	
(g)	Foreign Venture Capital Investors	0	0	0	0.00	0.00	0	
(h)	Qualified Foreign Investor	0	0	0	0.00	0.00	0	
(i)	Any Other (specify)	0	0	0	0.00	0.00	0	
(i-ii)		0	0	0	0.00	0.00	0	
(i-ii)		0	0	0	0.00	0.00	0	
	Sub-Total (B)(1)	0	0	0	0.00	0.00	0	#DIV/0!
B 2	Non-institutions							
(a)	Bodies Corporate	50	87843	86843	0.76	0.76	0	
(b)	Individuals				0.00	0.00	0	
I	Individuals -i. Individual shareholders holding nominal share capital up to Rs 1 lakh	1619	716500	538379	6.18	6.18	0	0.00
II	ii. Individual shareholders holding nominal share capital in excess of Rs. 1 lakh.	23	1525021	1182321	13.16	13.16		
(c)	Qualified Foreign Investor	0	0	0	0.00	0.00	0	
(d)	Any Other (specify)				0.00	0.00		
(d-i)	ESOP TRUST	1	600000	0	5.18	5.18	0	
(d-ii)								
	Sub-Total (B)(2)	1693	2929364	1807543	25.28	25.28	0	0.00

For ICB SOFTWARE TECHNOLOGIES LIMITED


EXECUTIVE DIRECTOR

(B)	Total Public Shareholding (B)= (B)(1)+(B)(2)	1693	2929364	1807543	25.28	25.28	0	0.00
	TOTAL (A)+(B)	1722	11585400	4985769	100.00	100.00	0	0.00
(C)	Shares held by Custodians and against which Depository Receipts have been issued							
1	Promoter and Promoter Group	0	0	0	0	0.00	0	#DIV/0!
2	Public	0	0	0	0	0.00	0	
	Sub-Total (C)	0	0	0	0	0	0	
	GRAND TOTAL (A)+(B)+(C)	1722	11585400	4985769	100	100.00	0	0.00

FOR IES SOFTWARE TECHNOLOGIES LIMITED

EXECUTIVE DIRECTOR



Sr.No	Notes
1	NIL
2	NIL
3	NIL
4	NIL
5	NIL
6	NIL
7	NIL
8	NIL
9	NIL

For IIS SOFTWARE TECHNOLOGIES LTD

 EXECUTIVE DIRECTOR

(I)(b) Statement showing holding of securities (including shares, warrants, convertible securities) of persons belonging to the category "Promoter and Promoter Group"


Sr.	Name of the shareholder	Details of Shares held		Encumbered shares (*)			Details of warrants		Details of convertible securities		Total shares (including underlying shares assuming full conversion of warrants and convertible securities) as a % of diluted share capital	
		Number of shares held	As a % of grand total (A)+(B)+(C)	No.	As a percentage	As a % of grand total (A)+(B)+(C) of sub-clause (I)(a)	Number of warrants held	As a % total number of warrants of the same class	Number of convertible securities held	As a % total number of convertible securities of the same class		
No.	(I)	(II)	(III)	(IV)	(V)	(VI)=(V)/(III)*100	(VII)	(VIII)	(IX)	(X)	(XI)	(XII)
1	RAMA CHANDRA RAO NEMANI	2458760	21.22	0	0.00	0.00	0	#DIV/0!	0	#DIV/0!		
2	RAVILEELA GRANITES LTD	1511000	13.04	0	0.00	0.00	0	#DIV/0!	0	#DIV/0!		
3	RAM NEMANI DEF. BEN. PENSIO	1087600	9.39	0	0.00	0.00	0	#DIV/0!	0	#DIV/0!		
4	JANAKIRAMA VARMA MEKA	1085270	9.37	0	0.00	0.00	0	#DIV/0!	0	#DIV/0!		
5	SHARMILA NEMANI	496700	4.29	0	0.00	0.00	0	#DIV/0!	0	#DIV/0!		
6	SUNIL NEMANI	373600	3.22	0	0.00	0.00	0	#DIV/0!	0	#DIV/0!		
7	MURTHY MUTHYALA	351150	3.03	0	0.00	0.00	0	#DIV/0!	0	#DIV/0!		
8	VINITHA P VARMA	250300	2.16	0	0.00	0.00	0	#DIV/0!	0	#DIV/0!		
9	PRATHIMA NEMANI	233400	2.01	0	0.00	0.00	0	#DIV/0!	0	#DIV/0!		

For IBS SOFTWARE TECHNOLOGIES LTD

EXECUTIVE DIRECTOR

10	P RAVINDRA REDDY	212110	1.83	0	0.00	0.00	0	#DIV/0!	0	#DIV/0!	
11	VARMA J MEKA DEF.BEN. PENSI	203300	1.75	0	0.00	0.00	0	#DIV/0!	0	#DIV/0!	
12	J VASANTHA	119610	1.03	0	0.00	0.00	0	#DIV/0!	0	#DIV/0!	
13	CHENDRA L J MEKHA	78370	0.68	0	0.00	0.00	0	#DIV/0!	0	#DIV/0!	
14	ANJANEYULU KROTHAPALLI	75840	0.65	0	0.00	0.00	0	#DIV/0!	0	#DIV/0!	
15	PRADEEP NEMANI	40026	0.35	0	0.00	0.00	0	#DIV/0!	0	#DIV/0!	
16	DR K LAHIRI	21580	0.19	0	0.00	0.00	0	#DIV/0!	0	#DIV/0!	
17	HARSHINI	18000	0.16	0	0.00	0.00	0	#DIV/0!	0	#DIV/0!	
18	SAMANTHAREDDY	15900	0.14	0	0.00	0.00	0	#DIV/0!	0	#DIV/0!	
19	NEELAM JAYANTH REDDY	7900	0.07	0	0.00	0.00	0	#DIV/0!	0	#DIV/0!	
20	KRISHNA VARMA MEKA	6270	0.05	0	0.00	0.00	0	#DIV/0!	0	#DIV/0!	
21	P LEELAVATHI	2510	0.02	0	0.00	0.00	0	#DIV/0!	0	#DIV/0!	
22	N LAVANYA REDDY	2500	0.02	0	0.00	0.00	0	#DIV/0!	0	#DIV/0!	
23	S RAMESH	2000	0.02	0	0.00	0.00	0	#DIV/0!	0	#DIV/0!	
24	R SUBBARAMI REDDY	1010	0.01	0	0.00	0.00	0	#DIV/0!	0	#DIV/0!	
25	L PRATAP REDDY	1000	0.01	0	0.00	0.00	0	#DIV/0!	0	#DIV/0!	
26	SRINIVAS REDDY P	300	0.00	0	0.00	0.00	0	#DIV/0!	0	#DIV/0!	
27	J MADAN MOHAN REDDY	10	0.00	0	0.00	0.00	0	#DIV/0!	0	#DIV/0!	
28	N CHINNAPPA REDDY	10	0.00	0	0.00	0.00	0	#DIV/0!	0	#DIV/0!	
29	ARUN RAJ	10	0.00	0	0.00	0.00	0	#DIV/0!	0	#DIV/0!	
	TOTAL	8656036	74.72	0	0.00	0.00	0	#DIV/0!	0	#DIV/0!	0

(*) The term "encumbrance" has the same meaning as assigned to it in regulation 28(3) of the SAST Regulations, 2011

For IES SOFTWARE TECHNOLOGIES LIMITED

 EXECUTIVE DIRECTOR

(I)(d) Statement showing details of locked-in shares

Sr. No.	Name of the shareholder	Number of locked-in shares	Locked-in shares as a percentage of total number of shares {i.e., Grand Total (A)+(B)+(C) indicated in Statement at para (I)(a) above}
1	NIL	0	0.00
2	NIL	0	0.00
3	NIL	0	0.00
4	NIL	0	0.00
5	NIL	0	0.00
6	NIL	0	0.00
7	NIL	0	0.00
8	NIL	0	0.00
9	NIL	0	0.00
TOTAL		0	0.00


For **MB SOFTWARE TECHNOLOGIES LIMITED**

EXECUTIVE DIRECTOR

(II)(a) Statement showing details of Depository Receipts (DRs)

Sr. No.	Type of outstanding DR (ADRs, GDRs, SDRs, etc.)	Number of outstanding DRs	Number of shares underlying outstanding DRs	Shares underlying outstanding DRs as a percentage of total number of shares {i.e., Grand Total (A)+(B)+(C) indicated in Statement at para (I)(a) above}
1	NIL	0	0	0.00
2	NIL	0	0	0.00
3	NIL	0	0	0.00
4	NIL	0	0	0.00
5	NIL	0	0	0.00
6	NIL	0	0	0.00
7	NIL	0	0	0.00
8	NIL	0	0	0.00
9	NIL	0	0	0.00
TOTAL		0	0	0.00

For IBS SOFTWARE TECHNOLOGIES LIMITED


EXECUTIVE DIRECTOR

